

# Optor Single

SINGLE PHASE  
HYBRID INVERTER

 FuturaSun®  
anticipate tomorrow



3 / 3,6 / 5 / 6 K

5 YEARS  
PRODUCT  
GUARANTEE

**ON-GRID**  
**OFF-GRID**

Suitable for on-grid and  
off-grid installations

**Max.**  
**6000 W**

Rated AC output  
and EPS power

## KEY BENEFITS AND FEATURES



DC couple and AC couple to **retrofit**  
existing solar system



Can operate **without batteries**



Max. **10 inverters** in parallel



User-friendly **color touch display**



Suitable for **48 V batteries**



Compatible with **diesel generators**

### Monitoring service

The monitoring service allows you to verify that the PV system is always perfectly functional, thanks to the **Wifi datalogger included with the inverter**, which transmits the **plant data** to the portal via the internet, **through** the customer's router. The user can easily consult the monitoring pages via browser on PC or APP on smartphone.

### Power continuity

The OPTOR inverter is equipped with an EPS output which allows you to power important appliances such as refrigerators, computers, etc. at full power, both in the absence of the electricity network and in the event of any blackouts caused by network faults.

## General data

Operating Temperature Range (°C)	-40~60°C, Derating >45°C
Cooling	Natural cooling
Noise (dB)	<30 dB
Communication with BMS	RS485; CAN
Weight (kg)	25
Size (mm)	330W x 580H x 232D
Protection Degree	IP65
Installation Style	Wall-mounted
Warranty	5 years

## AC output data

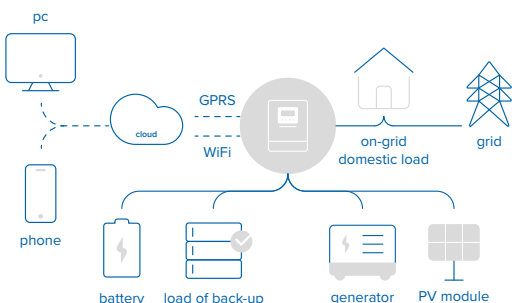
Rated AC Output and EPS Power (W)	3000	3600	5000	6000
Max. AC Output Power (W)	3300	3960	5500	6600
AC Output Rated Current (A)	13,6/13	16,4/15,7	22,7/21,7	27,3/26,1
Max. AC Current (A)	15/14,3	18/17,2	25/23,9	30/28,7
Max. Continuous AC Passthrough (A)	35		40	
Peak Power (off grid)	2 time of rated power, 10 S			
Power Factor	0,8 ÷ 1 leading to 0,8 lagging			
Output Frequency and Voltage	50/60Hz; 220/230 (Single Phase)			
Grid Type	Single Phase			
Total Harmonic Distortion (THD)	<3% (of nominal power <1.5%)			
DC current injection	<0,5% In			

## Standards and certifications

Grid Regulation	VDE4105, IEC61727/62116, VDE0126, AS4777.2, CEI 0-21, EN50549-1, G98, G99, C10-11, UNE217002, NBR16149/NBR16150
Safety EMC / Standard	IEC/EN 61000-6-1/2/3/4, IEC/EN 62109-1, IEC/EN 62109-2

## Protection

Integrated	PV Input Lightning Protection, Anti-islanding Protection, PV String Input Reverse Polarity Protection, Insulation Resistor Detection, Residual Current Monitoring Unit, Output Over Current Protection, Output Shorted Protection, Surge protection
Output Over Voltage Protection	DC Type II / AC Type III



## Battery input data



Battery Type	Lead-acid or Li-Ion			
Battery Voltage Range (V)	40-60			
Max. Charging Current (A)	70	90	120	135
Max. Discharging Current (A)	70	90	120	135
External Temperature Sensor	Yes			
Charging Curve	3 Stages / Equalization			
Charging Strategy for Li-Ion Battery	Self-adaption to BMS			

## DC input data

Max. DC Input Power (W)	3900	4680	6500	7800
Rated PV Input Voltage (V)	370 (125 - 500 V)			
Start-up Voltage (V)	125			
MPPT Voltage Range (V)	150 - 425			
Full Load DC Voltage Range (V)	300 - 425			
PV Input Current (A)	13 + 13			
Max. PV I <sub>sc</sub> (A)	17 + 17			
No. of MPP Trackers	2			
No. of Strings per MPP Tracker	1			

## Efficiency

Max. Efficiency	97,60%
Euro Efficiency	96,50%
MPPT Efficiency	99,90%



The information included in this inverter datasheet is subject to change without notice and is provided for informational purposes only. No contractual rights are established or should be inferred because of user's reliance on the information contained in this inverter datasheet. Please refer to the appropriate module user guide and module product specification document for more detailed technical information regarding inverter performance, installation and use.

EN\_01