

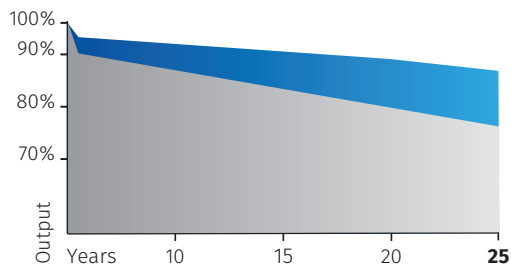
CARBON  
NEUTRAL

**FuturaSun**<sup>®</sup>  
anticipate tomorrow

## FU 400/405/410 M Silk<sup>®</sup> Plus Carbon Neutral PERC MBB half-cut cells

### PERFORMANCE GUARANTEE

Max power decrease from 2<sup>nd</sup> year 0,5%/year  
97% at the end of first year  
90% at the end of 20<sup>th</sup> year  
87% at the end of 25<sup>th</sup> year



■ Market standard performances  
■ FuturaSun performances

### CERTIFICATIONS

IEC 61215:2016 - IEC 61730:2016  
& Factory Inspection  
Fire Resistance - Class C

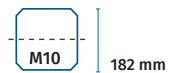


**400 - 410 Wp**

**POWER  
RANGE**

**-0.35 %/°C**

**TEMPERATURE  
COEFFICIENT**



**108 HALF-CUT  
MBB CELLS**

### GENERAL FEATURES & KEY BENEFITS



- 25-year performance guarantee & 15-year product warranty
- Carbon footprint was measured through an LCA study according to ISO 14025



- The remaining emissions were offset thanks to a safe water project certified by Gold Standard

- Up to 21.00 % module efficiency equal to 210.0 Wp/m<sup>2</sup>



- Half-cut design in combination with multi busbar reduces operating current and internal resistance

- Lower risk of micro cracks and hot-spot



- Less shades and more reflected light to the cell thanks to the round ribbon

- Excellent versatility for different system applications



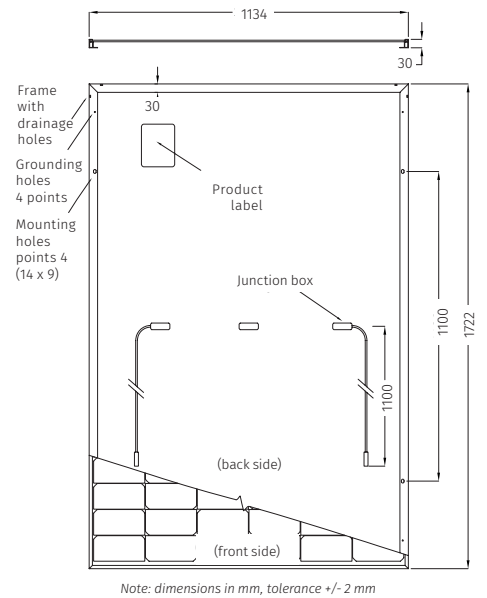
- Long cable as standard suitable for landscape configurations



For detailed information,  
please refer to the installation manual

**MECHANICAL SPECIFICATIONS**

Dimensions	1722 x 1134 x 30 mm
Weight	20.8 kg
Glass	High transmission, Low iron, Tempered, ARC, Thickness 3.2 mm
Cells	108 monocrystalline half cut MBB PERC cells 182 x 91 mm
Frame	Black anodized aluminium frame with mounting and drainage holes
Junction boxes	Certified according to IEC 62790, IP 68 approved, 3 bypass diodes
Cables	Solar cable, length 1100 mm or customized assembled with 4mm <sup>2</sup> compatible connectors
Maximum reverse current (I <sub>r</sub> )	25 A
Maximum system voltage	1000 V (1500 V on request)
Mechanical load (snow)	Design load: 3600 Pa 5400 Pa (including safety factor 1.5)
Mechanical load (wind)	Design load: 1600 Pa 2400 Pa (including safety factor 1.5)
Protection Class	II - accordance to IEC 61730



**ELECTRICAL DATA - STC\***

		FU 400 M	FU 405 M	FU 410 M
Module power (P <sub>max</sub> )	W	400	405	410
Open circuit voltage (V <sub>oc</sub> )	V	37.13	37.24	37.35
Short circuit current (I <sub>sc</sub> )	A	13.75	13.82	13.89
Maximum power voltage (V <sub>mpp</sub> )	V	31.01	31.18	31.36
Maximum power current (I <sub>mpp</sub> )	A	12.90	12.99	13.08
Module efficiency	%	20.48	20.74	21.00

**ELECTRICAL DATA - NMOT\*\***

		FU 400 M	FU 405 M	FU 410 M
Module power (P <sub>max</sub> )	W	300	304	308
Open circuit voltage (V <sub>oc</sub> )	V	34.97	35.11	35.24
Short circuit current (I <sub>sc</sub> )	A	10.94	11.03	11.12
Maximum power voltage (V <sub>mpp</sub> )	V	29.19	29.36	29.53
Maximum power current (I <sub>mpp</sub> )	A	10.28	10.36	10.43

**TEMPERATURE RATINGS**

Temperature coefficient I <sub>sc</sub>	%/°C	0.05
Temperature coefficient V <sub>oc</sub>	%/°C	-0.27
Temperature coefficient P <sub>max</sub>	%/°C	-0.35
NMOT**	°C	45
Operating temperature	°C	from -40 to +85

**PACKAGING INFORMATION**

Quantity / Pallet	36 pcs
Container 40' HQ	936 pcs / 26 pallets

\*Standard Test Conditions STC: 1000 W/m<sup>2</sup> - AM 1.5 - 25 °C - tolerance: P<sub>max</sub> (±3%), V<sub>oc</sub> (±4%), I<sub>sc</sub> (±5%)  
 \*\*Nominal Module Operating Temperature NMOT: 800 W/m<sup>2</sup> - T=45 °C - AM 1.5  
 Notice: All data and specifications are preliminary and subject to change without notice.

